

**HYDRO-RAIN®**

*Built for Speed®*

# Blu-Lock®

HDPE IRRIGATION PIPE FITTINGS

# 3x

**REMOVABLE**

**EASIER  
INSERTION**

**WORKS WITH 80#  
AND 100# PIPE**



# Blu-Lock® 3X

Blu-Lock® 3X takes installation speed and ease to new heights. The addition of three key new features makes push-fit installation easier and more flexible.

- **Easier**—insertion force has been reduced by half to make installation even faster.
- **Compatible**—works with all 80# and 100# SIDR 15 and 19 pipe.
- **Releasable**—all ½", ¾", and 1" fittings are releasable and reusable with the Blu-Lock® release tool or "BLR" collar.

Simply stated, Blu-Lock® 3X is the fastest, greenest, irrigation installation method in the world.

## BUILT FOR SPEED ADVANTAGES

- **Patented "Push-and-Go" Design**—100% tool and chemical free approach cut installation time in half.
- **True System Integration**—Total compatibility of fittings, pipe, manifolds, valves, saddles, and heads.
- **Exclusive Trench and Trenchless Technology**—Coil and straight length pipe options provide unrivaled flexibility.

## BUILT FOR GREEN ADVANTAGES

- **Blu-Lock® Pipe is "Green"**—Environmentally-friendly, recyclable HDPE pipe provides a superior alternative to PVC.
- **Blu-Lock® Fittings are Green**—Outside diameter (OD) technology ensure lower friction loss for better efficiency.
- **Pipe and Fittings are Chemical Free**—Glue-less, tool-free installation protects the environment and the long-term health of your crew.

## FEATURES AND BENEFITS

- **Heavy-Duty Construction**—Built tough fittings made from UV-resistant ABS, stainless steel and EPDM seals are designed and tested to ensure toughness.
- **Patented Retaining System**—Stainless steel teeth grip pipe tight for a strong, leak-proof connection.
- **Patented Retaining System**—Stainless steel teeth grip pipe tight for a strong, leak-proof connection.
- **Outside Diameter (OD) Technology**—Flow is unimpeded for 25 percent increase in flow versus traditional insert fittings.
- **High Quality and "Easy-Flex"**—Blu-Lock® lateral and swing pipe are made from virgin resins and meet ASTM standards.



**FAST**



**SIMPLE  
PUSH ON**



**ROTATE  
360°**



**HOT OR  
COLD**



**WET OR  
DRY**



**NO  
WAITING**



**RELEAS-  
ABLE**



**FULL  
FLOW**



# HYDRO-RAIN®

Built for Speed®

# Blu-Lock® 3X

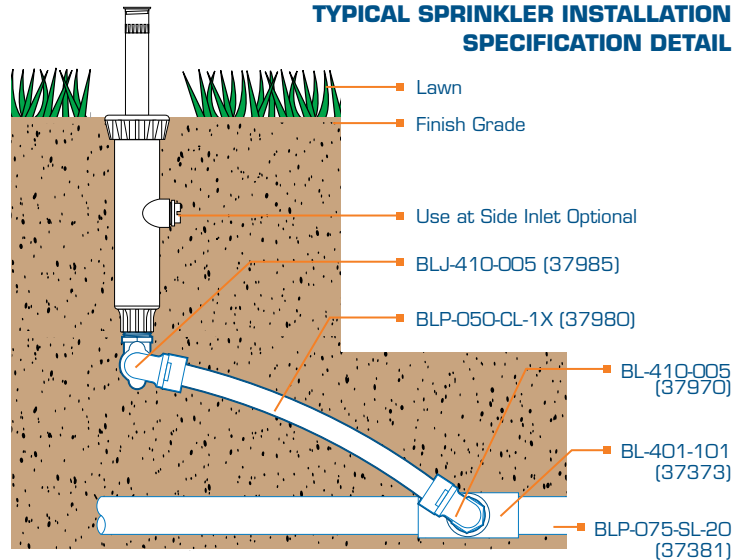
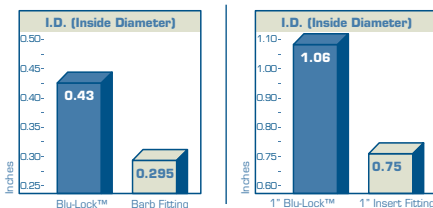
- **Releasable**—½" swing fittings are releasable with the patented quick release collar and ¾" and 1" fittings release with release tools. All fittings can be reused.
- **Hydro-Rain® Warranty**—3-year limited warranty on fittings, 30-year limited warranty on pipe. Some restrictions apply.

## SPECIFICATIONS

- **Blu-Lock® ½" (1,3 cm) Swing Pipe Fittings:**
  - Max working pressure: 80 PSI (5,5 BAR) at 72°F (23°C)
  - Burst Pressure: Exceeds 220 PSI (15,2 BAR)
  - Working Pressure: 10-80 PSI (0,69-5,5 BAR)
- **Blu-Lock® ¾" (1,9 cm) Lateral Pipe Fittings:**
  - Max working pressure: 125 PSI (8,5 BAR) at 72°F (23°C)
  - Burst Pressure: Exceeds 250 PSI (17,2 BAR)
  - Working Pressure: 10-125 PSI (0,69-8,6 BAR)
- **Blu-Lock® 1" (2,5 cm) Lateral Pipe Fittings:**
  - Max Working Pressure: 150 PSI (10,3 BAR) at 72°F (23°C)
  - Burst Pressure: Exceeds 350 PSI (24,1 BAR)
  - Working Pressure: 10-150 PSI (0,69-10,3 BAR)
- **Blu-Lock® ½" (1,3 cm) Swing Pipe (LDPE):**
  - Operating Pressure: 80 PSI (5,5 BAR)
  - Outer Dimensions: .59" (1,5 cm)
  - Inner Dimensions: .43" (1,1 cm)
  - Wall Thickness: .08" (0,2 cm)
- **Blu-Lock® 1" (2,54 cm) & ¾" (1,90 cm) Lateral Pipe (HDPE):**
  - Burst Pressure Rating: 320 PSI (22,06 BAR) at 72°F (23°C)
  - Working Pressure: 100 PSI (6,89 BAR)
  - Outer Dimensions: ¾" .944 (2,4 cm), 1.21" (3,1 cm)
  - Inner Dimensions: ¾" .824" (2,1 cm), 1.07" (2,1 cm)
  - Wall Thickness: .060" (0,2 cm)
  - Wt. Foot: .074 lbs. (0,03 Kg)

\* For non-constant pressure valve-out outdoor irrigation connections only.  
 \* Minimum burst pressure varies according to pipe and fitting size.

### ½" BLU-LOCK® VS. SBE FITTINGS FLOW RATE



### 1" (2,54 CM) PIPE PRESSURE LOSS\*

Flow (GPM)	Velocity (FPS)	Pressure Loss (PSI)
1	-	-
2	-	-
3	-	-
4	1.48	0.46
5	1.86	0.76
6	2.23	1.06
7	2.60	1.37
8	2.97	1.80
9	3.34	2.23
10	3.71	2.76
11	4.08	3.07
12	4.45	3.85
13	4.83	4.45
14	5.2	5.10
15	5.57	5.76
20	7.42	9.90
25	9.98	14.90

### ¾" (1,9 CM) PIPE PRESSURE LOSS\*

Flow (GPM)	Velocity (FPS)	Pressure Loss (PSI)
1	0.60	0.15
2	1.20	0.48
3	1.80	1.00
4	2.41	1.64
5	3.01	2.46
6	3.61	3.45
7	4.21	4.59
8	4.81	5.85
9	5.41	7.29
10	6.02	8.85
11	6.62	10.60
12	7.22	12.40
13	7.82	14.40
14	8.42	16.50
15	9.02	18.70

### PSI VS. FLOW RATE

PSI	1" GPM	¾" GPM
40	11	8
50	13	9
60	14	10
70	16	11

\* Measured in 100' lengths



# HYDRO-RAIN®

Built for Speed®

## 1" (2,5 CM) BLU-LOCK FITTINGS FOR HDPE



37683  
BL-401-131  
1" BL x 3/4" BL Tee



37684  
BL-401-102  
1" BL x 1/2" BL Bull Tee



37685  
BL-429-130  
1" BL x 1/2" BLR Coupling



37687  
BL-401-075  
1" BL x 1/2" BLR Bull Tee



37670  
BL-401-010  
1" BL Tee



37355  
BL-435-102  
1" FPT x 3/4" BL Adapter



37671  
BL-402-130  
1" BL x 1/2" FIPT Tee



37672  
BL-401-130  
1" BL x 1/2" BLR Tee



37673  
BL-406-010  
1" BL x Ell



37675  
BL-407-130  
1" BL x 1/2" FIPT Ell



37676  
BL-429-010  
1" BL Coupling



37677  
BL-429-131  
1" BL x 3/4" BL Coupling



37689  
BL-474-010  
1" BL x Soc Adapter



37678  
BL-436-010  
1" BL x MIPT Adapter



37680  
BL-447-010  
1" BL Cap



37902  
BL-1474-130  
1" Insert x 1/2" BLR  
Adapter



37904  
BL-1401-130  
1" Insert x 1/2" BLR Tee



03133  
HRM-100-UB-1x  
1" BL x Buttress Adapter



## 1" BLU-LOCK® HDPE PIPE



37681  
BLP-100-SL-20  
1" x 20' Blu-Lock®  
100 PSI SIDR 15 Pipe –  
Straight



37682  
BLP-100-CL-1X  
1" x 100' Blu-Lock®  
100 PSI SIDR 15 Pipe –  
Coil



37692  
BLP-100-CL-3X  
1" x 300' Blu-Lock®  
100 PSI SIDR 15 Pipe –  
Coil

## 3/4" (1,9 CM) BLU-LOCK FITTINGS FOR HDPE



37370  
BL-401-007  
3/4" BL Tee



37372  
BL-402-101  
3/4" BL x 1/2" FIPT Tee



37373  
BL-401-101  
3/4" BL x 1/2" BLR Tee



37387  
BL-401-074  
3/4" BL x 1/2" BLR Bull Tee



37375  
BL-407-101  
3/4" BL x 1/2" FIPT Ell



37376  
BL-429-007  
3/4" BL Coupling



37377  
BL-429-101  
3/4" BL x 1/2" BLR Coupling



37378  
BL-436-007  
3/4" BL x MIPT Adapter



37383  
BL-436-131  
3/4" BL x 1" MIPT Adapter



37380  
BL-447-007  
3/4" BL Cap



37374  
BL-406-007  
3/4" BL Ell



37379  
BLA-075-BF-75  
3/4" BL x FIPT Adapter



37384  
BL-474-007  
3/4" BL x Soc Adapter



37385  
BL-474-131  
3/4" BL x 1" Soc Adapter



37901  
BL-1474-101  
3/4" Insert x 1/2" BLR Adapter



37903  
BL-1401-101  
3/4" Insert x 1/2" BLR Tee



03134  
HRM-075-UB-1x  
3/4" BL x Buttress Adapter

## 3/4" BLU-LOCK® HDPE PIPE



37381  
BLP-075-SL-20  
3/4" x 20' Blu-Lock®  
100 PSI SIDR 15 Pipe –  
Straight



37382  
BLP-075-CL-1X  
3/4" x 100' Blu-Lock®  
100 PSI SIDR 15 Pipe –  
Coil



37388  
BLP-075-CL-3X  
3/4" x 300' Blu-Lock®  
100 PSI SIDR 15 Pipe –  
Coil



37396  
BLP-075-CR-1X  
3/4" x 100' Blu-Lock®  
100 PSI SIDR 15 Pipe  
Reclaimed – Coil

## BLU-LOCK® TOOLS



26113  
BLB-CUT-25-1X  
1" Poly Pipe Cutter



37908  
BL-RTL-100  
1" BL Release Tool



37909  
BI-RTL-075  
3/4" BL Release Tool



# Blu-Lock® 3X

## BLU-LOCK® SWING PIPE FITTINGS

For use with Blu-Lock® Swing Pipe (37980)



**37604**  
BLJ-050-SS-6X  
6" x ½" Street Ell Swing  
Assembly

**37605**  
BLJ-050-SS-12  
12" x ½" Street Ell  
Swing Assembly

**37985**  
BLJ-410-005  
½" BLR x ½" NPT  
Swing Joint

**37986**  
BLJ-410-101  
½" BLR x ¾" NPT  
Swing Joint

**37900**  
BL-FPA-050  
½" BLR x ¾" Swing  
Pipe Adapter

**37974**  
BL-436-005  
½" BLR x ½" NPT  
Adapter



**37975**  
BL-436-101  
½" BLR x ¾" NPT Adapter

**37976**  
BL-429-005  
½" BLR Coupling

**37977**  
BL-401-005  
½" BLR Tee

**37970**  
BL-410-005  
½" BLR x ½" NPT Ell

**37971**  
BL-410-007  
½" BLR x ¾" NPT Ell

**37972**  
BL-407-005  
½" BLR x ½" FIPT Ell



**37973**  
BL-407-074  
½" BLR x ¾" FIPT Ell

**37979**  
BL-409-005  
½" BLR x Street Ell

**37987**  
BL-406-005  
½" BLR Ell


**37980**  
BLP-050-CL-1X  
½" x 100' Blu-Lock®  
Swing Pipe - Coil

**02602**  
BLD-050-BX-50  
½" BL Auto Drain Valve

## BLS NITRO SADDLE TEES

Universal, for use with 80# and 100# SIDR 15 3408 Polyethylene Pipe

Note: BLS-TAP Series Max Flow:  
14 GPM (52.4 LPM) @ 40 PSI (2.75 Bar)



**02916**  
BLS-075-BD-LT  
¾" BLS Nitro  
Saddle Body

**02917**  
BLS-100-BD-LT  
1" BLS Nitro  
Saddle Body

**02918**  
BLS-TAP-BL-50  
½" BL Nitro Saddle Tap

**02919**  
BLS-TAP-FP-50  
½" FIPT Nitro Saddle Tap

**02920**  
BLS-TAP-FP-75  
¾" FIPT Nitro Saddle Tap

**02019**  
BLS-TAP-SB-50  
½" SB Nitro Saddle Tap

## VALVES, MANIFOLDS & SPRINKLERS



**02030**  
HRP-100-PF-BL  
1" Push-Fit Reverse  
Flow Inline Valve w/  
Blu-Lock Outlet

**02117**  
HRZ-100-BL-30  
2-in-1 Push-Fit Drip  
Filter & 30 PSI Regulator  
1" NPT x 1" Spigot

**08686**  
PVCL-444-010  
1" PVC-Lock® x  
1" PVC-Lock® x  
1" Spigot Manifold Tee

**08680**  
PVCL-447-010  
1" PVC-Lock® Cap

**03015**  
HRS-200-04-FB  
4" Spray Head with  
Flush Cap and  
½" BLR Ell

**01010**  
HRX-075-ADJ  
HRX ¾" NPT  
Adjustable Rotor