

STAKE ASSEMBLIES

Most Popular STAKE ASSEMBLIES

Black Stake Assemblies

Part No.	Description	Box Qty.	Box Wt.
BBK24B	Black Barb Stake / 24" Black Vinyl / .195" Barb	200	29lbs.
BBK30B	Black Barb Stake / 30" Black Vinyl / .195" Barb	200	32lbs.
BSK24B	Black Clip Stake / 24" Black Vinyl / .195" Barb	200	29lbs.
BSK36B	Black Clip Stake / 36" Black Vinyl / .195" Barb	150	27lbs.

Green Landscape® Stake Assemblies

Part No.	Description	Box Qty.	Box Wt.
BDL25WB	Green Landscape® Clip Stake / 25" + 2" Green Vinyl / Mister Valve / .195" Barb	200	31lbs.
BDL30WB	Green Landscape® Clip Stake / 30" + 2" Green Vinyl / Mister Valve / .195" Barb	200	34lbs.
BAL25WB	Green Landscape® Barb Stake / 25" + 2" Green Vinyl / Mister Valve / .195" Barb	200	31lbs.
BAL30WB	Green Landscape® Barb Stake / 30" + 2" Green Vinyl / Mister Valve / .195" Barb	200	34lbs.

Orange Stake Assemblies

Part No.	Description	Box Qty.	Box Wt.
BME24B	Orange Clip Stake / 24" Blue Vinyl / .195" Barb	200	29lbs.
BME30B	Orange Clip Stake / 30" Blue Vinyl / .195" Barb	200	32lbs.
BME36B	Orange Clip Stake / 36" Blue Vinyl / .195" Barb	150	27lbs.

Barb & Clip Stake Assemblies with **18", 24", or 30" Vinyl lengths** in box quantities of 200 - weight: 29-34 lbs. and with **36", or 48" Vinyl lengths** in box quantities of 150 - weight: 27-34 lbs.



We will Gladly make any Stake Assemblies for you.

Call factory for prices on your Custom Stake Assemblies.

(800) 881-6294

Customize your Stake Assembly using our various Jets, Stakes, Vinyl, and Adapters.

ONE WEEK advanced notice on all assemblies is preferred.



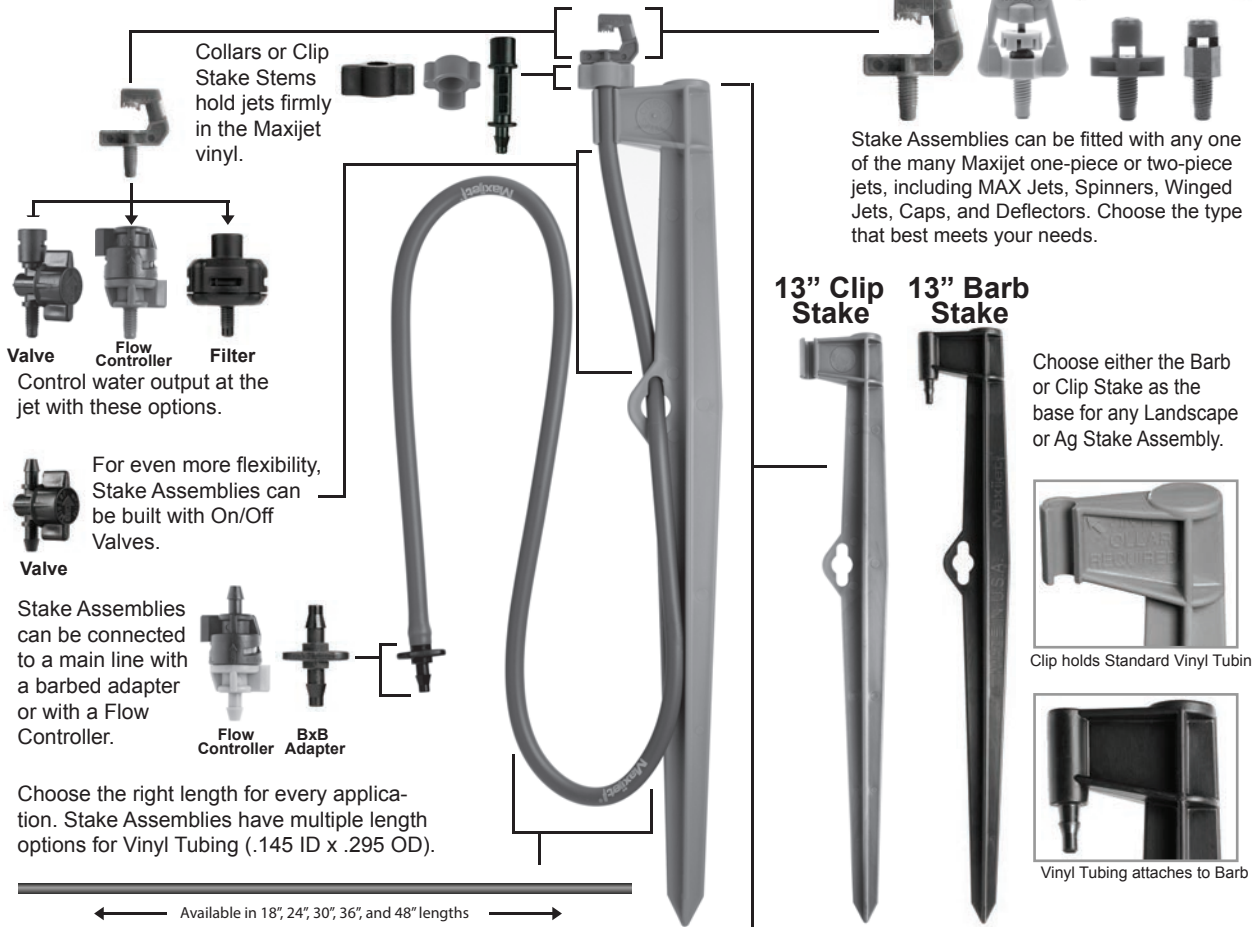
STAKES

Barb and Clip Stakes

Part No.	Description	Box Qty.	Box Wt.
MSBCLP	Black Clip Stake	400	27.5 lbs.
MSBBRB	Black Barb Stake	400	27.5 lbs.
MSBCLP-D	Black 6" Dual Clip Stake	500	11 lbs.
MSBCLP-S	Black 8" Shorty Clip Stake	500	24.2 lbs.
MSLCLP	Green Landscape® Clip Stake	400	27.5 lbs.
MSLBRB	Green Landscape® Barb Stake	400	27.5 lbs.
MSOCLP	Orange Clip Stake	400	27.5 lbs.
MSOCLP-D	Orange 6" Dual Clip Stake	500	11 lbs.
MSOCLP-S	Orange 8" Shorty Clip Stake	500	24.2 lbs.
MSVCLP	Violet Potable/Reclaimed Water Clip Stake	400	27.5 lbs.
MSTCLP	Tan Clip Stake	400	27.5 lbs.



Anatomy of a Stake Assembly




*Special Contractor Packaging for Jets, Stakes and Stake Assemblies (25 pieces per Bundle)

When ordering add an 'X' to the Beginning of the part number(s). This is an additional List Price of \$1.00 per Bundle of 25 parts.

EXAMPLE: XMSBCLP Bundle of 25 Black Clip Stakes

EXAMPLE: for 100 Qty. Black Clip Stakes you would order 4 quantity of this part number XMSBCLP



NURSERY POT STAKES®

Threaded Pot Stake

2 Step threaded Inlet for either PE or Pot Stake Vinyl (.135 ID x .235 OD) >>



Nursery Threaded Pot Stakes (patent # 7004403)

Part No.	Color	Orifice	GPH @ 20PSI	Bag Qty.	Bag Wt.
MSBNPST	Black	.03"	6.4	100	2.1 lbs.
MSUNPST	Blue	.04"	10.5		
MSGNPST	Green	.05"	16.0		

Nursery Threaded Pot Stake Assemblies

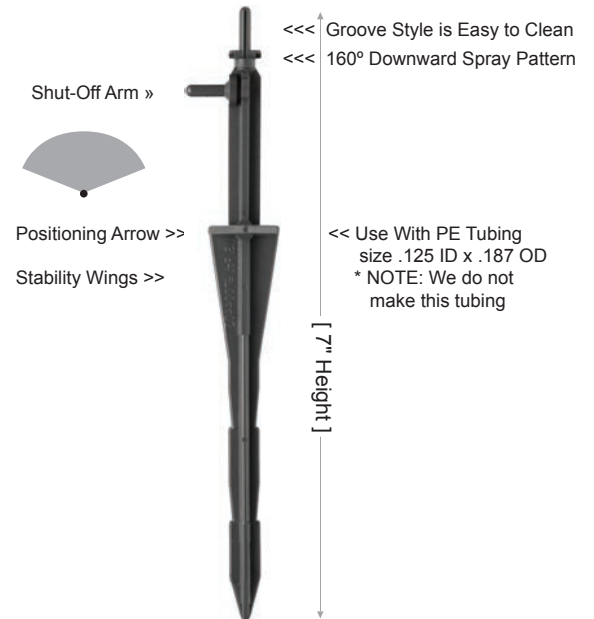
Description	
PEBP24-C	7" Blue Pot Stake, 24" Blue Pot Stake Vinyl, .180" Small Barb
PEBP36-C	7" Blue Pot Stake, 36" Blue Pot Stake Vinyl, .180" Small Barb
PEBP48-C	7" Blue Pot Stake, 48" Blue Pot Stake Vinyl, .180" Small Barb
PZBP24-C	7" Black Pot Stake, 24" Blue Pot Stake Vinyl, .180" Small Barb
PZBP36-C	7" Black Pot Stake, 36" Blue Pot Stake Vinyl, .180" Small Barb
PZBP48-C	7" Black Pot Stake, 48" Blue Pot Stake Vinyl, .180" Small Barb

** Must use our Vinyl Collar when using our standard vinyl tubing (.145 ID x .295 OD)



Vinyl Collars are available in Orange or Black (Pg. 12)

Groove Pot Spray Stake



Nursery Groove Pot Spray Stakes (patent # 7004403)

Part No.	Color	GPH @ 20PSI	Bag Qty.	Bag Wt.
MSONGST	Rust	4.2	100	2.15 lbs.
MSLNGST	Lime Green	6.6		
MSGNGST	Green	11.4		
MSBNGST	Black	15.0		

Nursery Groove Pot Spray Stakes 90° Downward Spray

Part No.	Color	GPH @ 20PSI	Bag Qty.	Bag Wt.
MSWNGST	Brown	6.6	100	2.15 lbs.

Adjustable Pot Spray Stake

<< On/Off Valve to Adjust Flow
<< 165° Downward Spray Pattern



Adjustable Pot Spray Stake

Part No.	Description	Box Qty.	Box Wt.
MSBNPSTV	Adjustable Pot Spray Stake with On/Off Valve / Adjusts from 0 - 8 GPH 5.7 GPH @ 15 PSI 6.6 GPH @ 20 PSI 7.7 GPH @ 25 PSI 8.2 GPH @ 30 PSI 165° Downward Spray Pattern - 2' Radius	1000	28.4 lbs.

Pot Stake Extender

Part No.	Description	Box Qty.	Box Wt.
MSBNPE	6" Pot Stake Extender	500	11 lbs.

Pot Stake Extender

