



Shrubbler® 360° & 180° Adjustable Flow



The original patented Shrubbler® with flow adjustment. Flow and coverage can be altered by rotating the cap.

Features

- Finger-tip flow control with shut-off option.
- Spike model to anchor Shrubbler® at the plant.
- In-Line Spike model suits 4 mm ID connection tube.
- Barb model for direct attachment to feeder and supply lines.
- Threaded model for installation into Rigid Risers and Asta® Stakes.
- 1/2" Threaded model for riser pipe installations.

Applications

Pots, tubs, landscaped gardens and nurseries. Ideal for hanging baskets. In-Line Spike model suitable for planter boxes.

LANDSCAPE DRIPPERS



Shrubbler® Spike with 4 mm Inlet

Shrubbler® Barb 4 mm



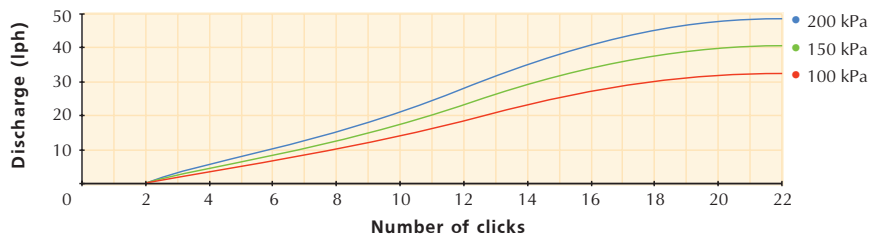
Shrubbler® Thread 4 mm



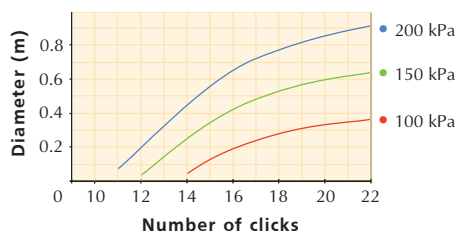
Shrubbler® Spike with 4 mm In-Line Inlet

Performance			360°	180°
	PRESSURE (kPa)	FLOW (lph)	DIAMETER (m)	RADIUS (m)
fully open (approx. 22 clicks)	100	33	0.4	0.4
	150	41	0.6	0.5
	200	49	0.9	0.6

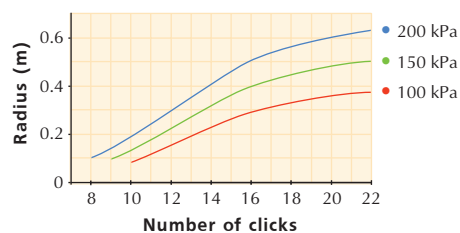
Flow Rate 360° & 180°



Diameter of Throw 360°



Radius of Throw 180°



Shrubbler® 360°

BASE TYPE	ORDER CODE	PACK QUANTITY	PACKS PER CARTON	CARTON (kg)
Barb 4 mm	31445	100	65	11.5
Thread 4 mm	31415	100	65	14.0
Thread 1/2" FNPT	31425	25	70	8.3
Spike	31495	25	40	6.3
In-Line Spike	30995	25	40	6.3

Shrubbler® 180°

BASE TYPE	ORDER CODE	PACK QUANTITY	PACKS PER CARTON	CARTON (kg)
Barb 4 mm	31245	100	65	11.5
Thread 4 mm	31215	100	65	14.0
Thread 1/2" FNPT	31225	25	70	8.3
Spike	31295	25	40	6.3

* For product specifications, see page 4