

R-VAN Adjustable Rotary Nozzles

High Efficiency, Multi-Stream

Rain Bird® R-VAN Adjustable Rotary Nozzles save more water, are easier to use, and are lower priced compared to leading rotating nozzles. R-VANs thick streams and large water droplets cut through the wind to deliver water where you want it. R-VANs are easier to use thanks to its hand-adjustable arc and radius. R-VANs are also 23% lower list priced and require half the SKUs to achieve 45° to 360° coverage vs. the leading rotating nozzle brand.

Features

- Matched precipitation across radius, arcs, and pattern types
- Low precipitation rate reduces run-off and erosion
- Adjust arc and radius without tools
- A pull-up to flush feature clears the nozzle of dirt and debris

- Color coded and laser marked for easy identification of R-VAN model
- Maintains efficient performance at high operating pressures without misting or fogging
- Compatible with all models of Rain Bird spray bodies, risers and adapters
- Installing with Rain Bird 5000 MPR Series Rotors allows for matched precipitation from 8' to 35' (2.4m to 10.7m)
- Three year trade warranty

Operating Range

- Pressure Range: 30 to 55 psi (2.1 to 3.8 bar)
- Recommended Operating Pressure: 45 psi (3.1 bar)
- Spacing: 8' to 24' (2.4 to 7.3m)
- Adjustments: Arc and radius should be adjusted while water is running

Models

- **8' - 14' (2.4 to 4.6m):**
 - R-VAN14: 45° - 270° Adjustable Arc
 - R-VAN14-360: 360° Full Circle
- **13' - 18' (4.0 to 5.5m):**
 - R-VAN18: 45° - 270° Adjustable Arc
 - R-VAN18-360: 360° Full Circle
- **17' - 24' (5.2 to 7.3m):**
 - R-VAN24: 45° - 270° Adjustable Arc
 - R-VAN24-360: 360° Full Circle
- **Strip Nozzles:**
 - R-VAN-LCS: 5' x 15' (1.5 x 4.6m) Left Corner Strip
 - R-VAN-RCS: 5' x 15' (1.5 x 4.6m) Right Corner Strip
 - R-VAN-SST: 5' x 30' (1.5 x 9.1m) Side Strip

8' to 14'

(2.4m to 4.6m)

13' to 18'

(4.0m to 5.5m)

17' to 24'

(5.2m to 7.3m)

Strip Nozzles



R-VAN14
45° - 270°

R-VAN14-360
360°

R-VAN18
45° - 270°

R-VAN18-360
360°

R-VAN24
45° - 270°





R-VAN24-360
360°





R-VAN-LCS
5' x 15'
Left Corner Strip





R-VAN-SST
5' x 30'
Side Strip

R-VAN-RCS
5' x 15'
Right Corner Strip


Adjustable Arc Nozzles (45° to 270°)


R-VAN14 8' - 14' (2.4 to 4.6m)					
Arc	Pressure psi	Radius ft.	Flow gpm	Precip. (in/h)	
				■	▲
270° 	30	13	0.84	0.64	0.76
	35	13	0.87	0.66	0.74
	40	14	0.92	0.60	0.71
	45	14	0.94	0.62	0.70
	50	15	1.11	0.63	0.73
210° 	30	13	0.65	0.64	0.76
	35	13	0.68	0.66	0.74
	40	14	0.72	0.60	0.71
	45	14	0.73	0.62	0.70
	50	15	0.86	0.63	0.73
180° 	30	13	0.56	0.64	0.76
	35	13	0.58	0.66	0.74
	40	14	0.61	0.60	0.71
	45	14	0.63	0.62	0.70
	50	15	0.74	0.63	0.73
90° 	30	13	0.28	0.64	0.76
	35	13	0.29	0.66	0.74
	40	14	0.31	0.62	0.71
	45	14	0.32	0.61	0.70
	50	15	0.37	0.63	0.73
55	15	0.39	0.67	0.77	


R-VAN18 13' - 18' (4.0 to 5.5m)					
Arc	Pressure psi	Radius ft.	Flow gpm	Precip. (in/h)	
				■	▲
270° 	30	16	1.26	0.65	0.75
	35	16	1.35	0.64	0.74
	40	17	1.42	0.63	0.73
	45	17	1.51	0.64	0.73
	50	18	1.57	0.60	0.69
210° 	30	16	0.98	0.63	0.73
	35	16	1.05	0.68	0.78
	40	17	1.10	0.63	0.73
	45	17	1.17	0.64	0.77
	50	18	1.22	0.62	0.72
180° 	30	16	0.85	0.65	0.75
	35	16	0.91	0.64	0.74
	40	17	0.98	0.63	0.73
	45	17	1.01	0.64	0.73
	50	18	1.07	0.60	0.69
90° 	30	16	0.42	0.65	0.75
	35	16	0.47	0.64	0.74
	40	17	0.50	0.63	0.73
	45	17	0.50	0.64	0.73
	50	18	0.54	0.60	0.69
55	18	0.58	0.60	0.69	

R-VAN24 17' - 24' (5.2 to 7.3m)					
Arc	Pressure psi	Radius ft.	Flow gpm	Precip. (in/h)	
				■	▲
270° 	30	19	1.80	0.64	0.74
	35	20	1.95	0.63	0.72
	40	22	2.31	0.61	0.71
	45	23	2.52	0.61	0.71
	50	24	2.82	0.63	0.73
210° 	30	19	1.40	0.64	0.74
	35	20	1.52	0.63	0.72
	40	22	1.80	0.61	0.71
	45	23	1.96	0.61	0.71
	50	24	2.19	0.63	0.73
180° 	30	19	1.20	0.64	0.74
	35	20	1.30	0.63	0.72
	40	22	1.54	0.61	0.71
	45	23	1.68	0.61	0.71
	50	24	1.88	0.63	0.73
90° 	30	19	0.60	0.64	0.74
	35	20	0.65	0.63	0.72
	40	22	0.77	0.61	0.71
	45	23	0.84	0.61	0.71
	50	24	0.94	0.63	0.73
55	24	0.96	0.64	0.74	


Full Circle Nozzles (360°)


R-VAN14-360 8' - 14' (2.4 to 4.6m)					
Arc	Pressure psi	Radius ft.	Flow gpm	Precip. (in/h)	
				■	▲
360° 	30	13	1.10	0.63	0.72
	35	13	1.12	0.64	0.74
	40	14	1.22	0.60	0.69
	45	14	1.27	0.62	0.72
	50	15	1.41	0.60	0.70
	55	15	1.45	0.62	0.72


R-VAN18-360 13' - 18' (4.0 to 5.5m)					
Arc	Pressure psi	Radius ft.	Flow gpm	Precip. (in/h)	
				■	▲
360° 	30	16	1.65	0.62	0.72
	35	16	1.67	0.63	0.73
	40	17	1.80	0.60	0.69
	45	17	1.85	0.62	0.71
	50	18	2.05	0.61	0.70
	55	18	2.11	0.63	0.72

R-VAN24-360 17' - 24' (5.2 to 7.3m)					
Arc	Pressure psi	Radius ft.	Flow gpm	Precip. (in/h)	
				■	▲
360° 	30	19	2.35	0.63	0.72
	35	20	2.52	0.61	0.70
	40	22	3.13	0.62	0.72
	45	23	3.48	0.63	0.73
	50	24	3.61	0.60	0.70
	55	24	3.74	0.62	0.72

Strip Nozzles (Left Corner, Side, Right Corner)

R-VAN-LCS 5' x 15' (1.5 x 4.6m)					
Arc	Pressure psi	Size ft.	Flow gpm	Precip. (in/h)	
				-	▲
Left Corner Strip 	30	4'x14'	0.18	0.62	0.62
	35	5'x15'	0.22	0.56	0.56
	40	5'x15'	0.23	0.59	0.59
	45	5'x15'	0.24	0.62	0.62
	50	5'x15'	0.25	0.64	0.64
	55	6'x16'	0.28	0.56	0.56

R-VAN-SST 5' x 30' (1.5 x 9.1m)					
Arc	Pressure psi	Size ft.	Flow gpm	Precip. (in/h)	
				-	▲
Side Strip 	30	4'x28'	0.36	0.62	0.62
	35	5'x30'	0.44	0.56	0.56
	40	5'x30'	0.46	0.59	0.59
	45	5'x30'	0.48	0.62	0.62
	50	5'x30'	0.50	0.64	0.64
	55	6'x32'	0.56	0.56	0.56

R-VAN-RCS 5' x 15' (1.5 x 4.6m)					
Arc	Pressure psi	Size ft.	Flow gpm	Precip. (in/h)	
				-	▲
Right Corner Strip 	30	4'x14'	0.18	0.62	0.62
	35	5'x15'	0.22	0.56	0.56
	40	5'x15'	0.23	0.59	0.59
	45	5'x15'	0.24	0.62	0.62
	50	5'x15'	0.25	0.64	0.64
	55	6'x16'	0.28	0.56	0.56

Note: All R-VAN nozzles tested on 4" (10.2 cm) pop-ups
Performance data taken in zero wind conditions

R-VAN24 and R-VAN24-360: Do not reduce the radius below 17'
R-VAN18 and R-VAN18-360: Do not reduce the radius below 13'
R-VAN14 and R-VAN14-360: Do not reduce the radius below 8'

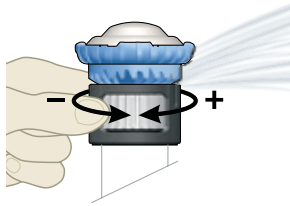
- Square spacing based on 50% diameter of throw for 14', 18', and 24'
- ▲ Triangular spacing based on 50% diameter of throw for 14', 18' and 24'
- Straight-line spacing based on 50% overlap of throw for LCS, SST, and RCS
- ▲ Triangular spacing based on 50% overlap of throw for LCS, SST, and RCS

Adjustable Arc Nozzles

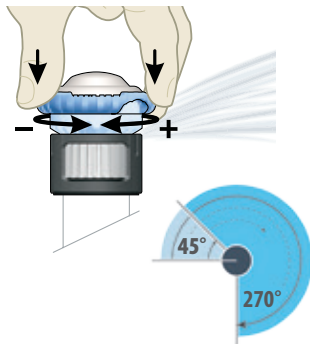
R-VAN14, R-VAN18, R-VAN24



RADIUS ADJUSTMENT



ARC ADJUSTMENT

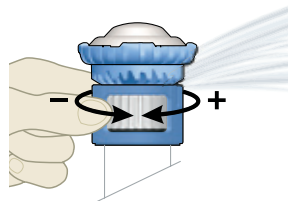


Full Circle Nozzles

R-VAN14-360, R-VAN18-360, R-VAN24-360



RADIUS ADJUSTMENT

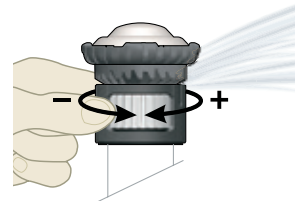


Strip Nozzles

R-VAN-LCS, R-VAN-RCS, R-VAN-SST



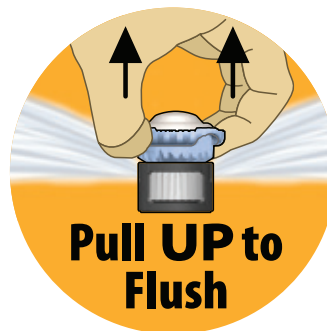
SIZE ADJUSTMENT



All Models



No Tools Required



Recommended immediately after installation

Specifications

- The R-VAN nozzle shall have a variable arc that is adjustable without a tool at specified operating pounds per square inch (bar).
- The R-VAN nozzle shall have a radius that is adjustable without a tool at specified operating pounds per square inch (bar).
- The R-VAN nozzle shall have multiple arced streams and have a matched precipitation rate of ___ in/h (mm/h).
- The R-VAN nozzle shall have a variable arc of 45° to 270°.
- The R-VAN nozzle variable arc shall be capable of covering a ___ foot (meter) radius at ___ pounds per square inch (bar).
- The R-VAN nozzle shall have a discharge rate of ___ gallons per minute (l/m).
- The R-VAN nozzle angle of the trajectory shall vary from 4 to 34°.
- The R-VAN nozzle shall be constructed of UV-resistant plastic. The protective metal cap shall be of stainless steel.
- The R-VAN nozzle shall include a removable mesh screen to protect the nozzle against clogging. Nozzles include a green screen (58 mesh / 305 Microns), or a white screen (35 mesh / 508 Microns) depending on the model.
- The R-VAN nozzle shall have a precipitation rate matched with Rain Bird 5000 Series MPR Rotor Nozzles.
- The R-VAN nozzle shall have a 3 year trade warranty.

Performance Data Notes

- R-VAN tested on 4 inch (10.2cm) spray bodies.
- Performance data taken in zero wind conditions.
- Radius refers to recommended spacing to achieve optimal precipitation rate and distribution uniformity with head to head spacing.
- Square spacing based on 50% diameter of throw.
- Triangular spacing based on 50% diameter of throw.
- Single row applications are not recommended.
- Installation on Rain Bird 1800SAM-P45 spray bodies recommended in sandy environments.
- Performance data derived from tests that conform with ASAE and ASABE Standards; ASAE S398.1; ASABE/ICC 802-2014.



How To Specify

R-VAN 18-360

Radius Range

8' - 14' (2.4 to 4.6m)

R-VAN14: 45° - 270°

R-VAN14-360: 360°

13' - 18' (4.0 to 5.5m)

R-VAN18: 45° - 270°

R-VAN18-360: 360°

17' - 24' (5.2 to 7.3m)

R-VAN24: 45° - 270°

R-VAN24-360: 360°

Strip Nozzles

R-VAN-LCS: 5' x 15' (1.5 x 4.6m)

R-VAN-RCS: 5' x 15' (1.5 x 4.6m)

R-VAN-SST: 5' x 30' (1.5 x 9.1m)

Model

R-VAN Adjustable Rotary Nozzle

**For Optimum Performance,
Use Rain Bird 1800 or RD1800
Spray Bodies with 45 PSI
(3.1bar) Pressure Regulation**

Rain Bird Corporation

6991 E. Southpoint Road
Tucson, AZ 85756
Phone: (520) 741-6100
Fax: (520) 741-6522

Rain Bird Technical Services

(800) RAINBIRD (1-800-724-6247)
(U.S. and Canada)

Rain Bird Corporation

970 West Sierra Madre Avenue
Azusa, CA 91702
Phone: (626) 812-3400
Fax: (626) 812-3411

www.rainbird.com

Rain Bird International, Inc.

1000 West Sierra Madre Ave.
Azusa, CA 91702
Phone: (626) 963-9311
Fax: (626) 852-7343