










## Antenna Selection Guide

Choosing the right antenna and location of any RF product is a critical factor in determining how well the RF product will work. While there are many antennas on the market, TRC Irrigation Remotes has selected a few that work best with our products.

### Antenna Selection

 <p><b>Flexible Whip</b> Part Number: 01610</p>	 <p><b>Flexible Telescopic</b> Part Number: 01931</p>  <p><b>8" Tuned Ant.</b> Part Number: 01943</p>	 <p><b>42" Francis Ant.</b> Part Number: 01940</p>
<p>Short Range Selection</p>	<p>Mid-Range Selection</p>	 <p><b>Cobra Ant.</b> Part Number: 0194</p> <p>Long Range Selection</p>

### Antenna Mounts (used with Francis and 8" Tuned Antennae)

 <p><b>RT Angle Mount</b> Part Number: 01960</p>	 <p><b>Side Mount</b> Part Number: 01951</p>	 <p><b>Magnetic Mount</b> Part Number: 01949</p>	 <p><b>Top Mount</b> Part Number: 01950</p>	 <p><b>BNC - BNC</b> Part Number: 01955</p>	 <p><b>BNC - T</b> Part Number: 01957</p>
--	--	---	---	--	--

### Antenna Installation

Successful wireless communication range is achievable in most locations as long as these installation practices are observed. TRC Irrigation Remotes can supply connectors and RG58 Coaxial Cable in lengths of 3, 10, 25, 50, and 100 feet (specify when ordering). Your range will be maximized by following these guidelines:

- Mount the antennas at least 40 feet away from electric motors, large power transformers, power lines, VFDs or any equipment that produces ambient electrical noise. Otherwise, the receiver may have trouble distinguishing the FM transmitter signal from this noise.
- Mount all antennas outdoors. Our irrigation remote systems (both FM transmitter and receiver) communicate in the RF radio frequency spectrum at 27 MHz. This frequency has great characteristics for long range but the signals will not go through walls. For equipment located indoors, run a length of RG-58 coaxial cable from the receiver to an antenna mounted outdoors.
- Mount antennas as high as possible, at least 3 feet away from vertical surfaces and not under roof awnings.
- Use only high-quality antenna and cable connectors, which are available from TRC Irrigation Remotes.
- Do not loop excess coax cable into a coil. This will cause a RF radio frequency choke and reduce your signal range. If you can, loosely route it back and forth in an "S" configuration.



**RG-58 Coax**  
Part Number:  
RG58-XXX